



Tablice chemiczne dla niewidomych



Na zlecenie Centralnej Komisji Egzaminacyjnej, w oparciu o źródła:
 W. Mizerski, Tablice Chemiczne, Adamantan, 2004
 A. Bielański, Podstawy chemii nieorganicznej, Wydawnictwo Naukowe PWN,
 Warszawa 2004

Opracowanie: mgr Jolanta Kondyjowska-Ogórek
 mgr Leszek Ogórek
 w Specjalnym Ośrodku Szkolno-Wychowawczym dla Dzieci Niewidomych i
 Słabowidzących w Krakowie, ul. Tyniecka 7.

Tablice zostały opracowane w oparciu o: „Brajłowską notację matematyczną,
 fizyczną, chemiczną”, praca zbiorowa pod redakcją mgr inż. J. Świerczka,
 Kraków 2002.



111 111 111 . . . 111 111 111 111 111 . . . 111 111 111 111 111

111 111 111 . . . 111 111 111 111 . . .

111 111 . . . 111 111 . . . 111 111 . . .

111 111 111 111 111 111 111 111 . . . 111 111 111 111 111 111 . . .

111 111 . . . 111 111 . . . 111 111 . . . 111 111 . . . 111 111 . . .

111 . . . 111 111 111 111 111 111 111 . . . 111 111 111 111 111 . . .

111 111 111 111 111 111 . . . 111 111 111 111 111 111 111 111 111 111

111 . . . 111 111 111 111 . . .

111 111 . . . 111 111 111 111 111 111 111 . . .

111 111 111 . . . 111 111 111 111 111 111 111 . . . 111 111


111 . . . 111 111 . . . 111 111 . . .


111 . . . 111 111 111 111 111 111 111 . . . 111 111 111

111


Spis treści		
Szereg elektrochemiczny metali		5
Układ okresowy pierwiastków		6
Tabela I (spis alfabetyczny pierwiastków)		9
Tablica układu okresowego		15
Tabela II (spis wg liczb atomowych)		20
Elektroujemność wg Paulinga		28
Stałe dysocjacji kwasów		33
Tabela rozpuszczalności		35

Szereg elektrochemiczny metali









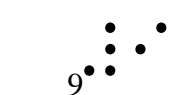




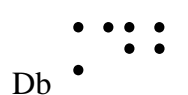

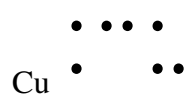








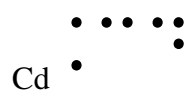






Układ okresowy pierwiastków chemicznych














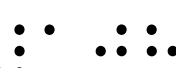





















٤ ٥ ٦ ٧ ٨ ٩ ١٠ ١١ ١٢ ١٣ ١٤ ١٥ ١٦ ١٧ ١٨ ١٩ ٢٠ ٢١ ٢٢ ٢٣ ٢٤ ٢٥ ٢٦ ٢٧ ٢٨ ٢٩ ٣٠ ٣١ ٣٢ ٣٣ ٣٤ ٣٥ ٣٦ ٣٧ ٣٨ ٣٩ ٤٠ ٤١ ٤٢ ٤٣ ٤٤ ٤٥ ٤٦ ٤٧ ٤٨ ٤٩ ٥٠ ٥١ ٥٢ ٥٣ ٥٤ ٥٥ ٥٦ ٥٧ ٥٨ ٥٩ ٦٠ ٦١ ٦٢ ٦٣ ٦٤ ٦٥ ٦٦ ٦٧ ٦٨ ٦٩ ٧٠ ٧١ ٧٢ ٧٣ ٧٤ ٧٥ ٧٦ ٧٧ ٧٨ ٧٩ ٨٠ ٨١ ٨٢ ٨٣ ٨٤ ٨٥ ٨٦ ٨٧ ٨٨ ٨٩ ٩٠ ٩١ ٩٢ ٩٣ ٩٤ ٩٥ ٩٦ ٩٧ ٩٨ ٩٩ ١٠٠

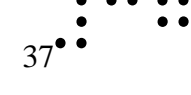






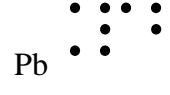


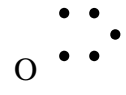





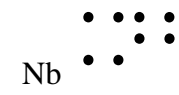
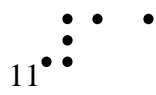





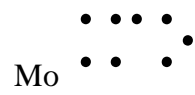
Tabela I

Ac		89	
Ag		47	
Al		13	
Ar		18	
As		33	
At		85	
Au		79	
B		5	
Ba		56	
Be		4	

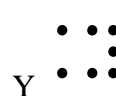

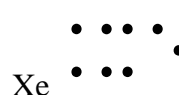





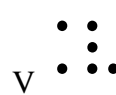
















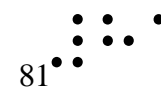





Ga		31	
Ge		32	
H		1	
He		2	
Hf		72	
Hg		80	
Hs		108	
I		53	
In		49	
Ir		77	
K		19	
Kr		36	
La		57	
Li		3	
Mg		12	
Mn		25	

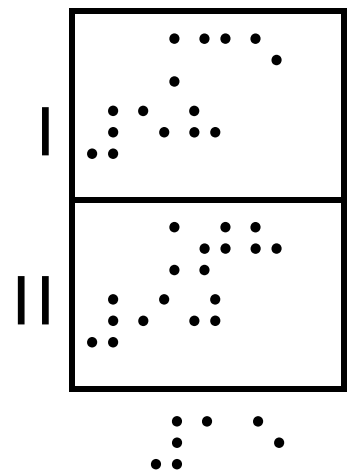
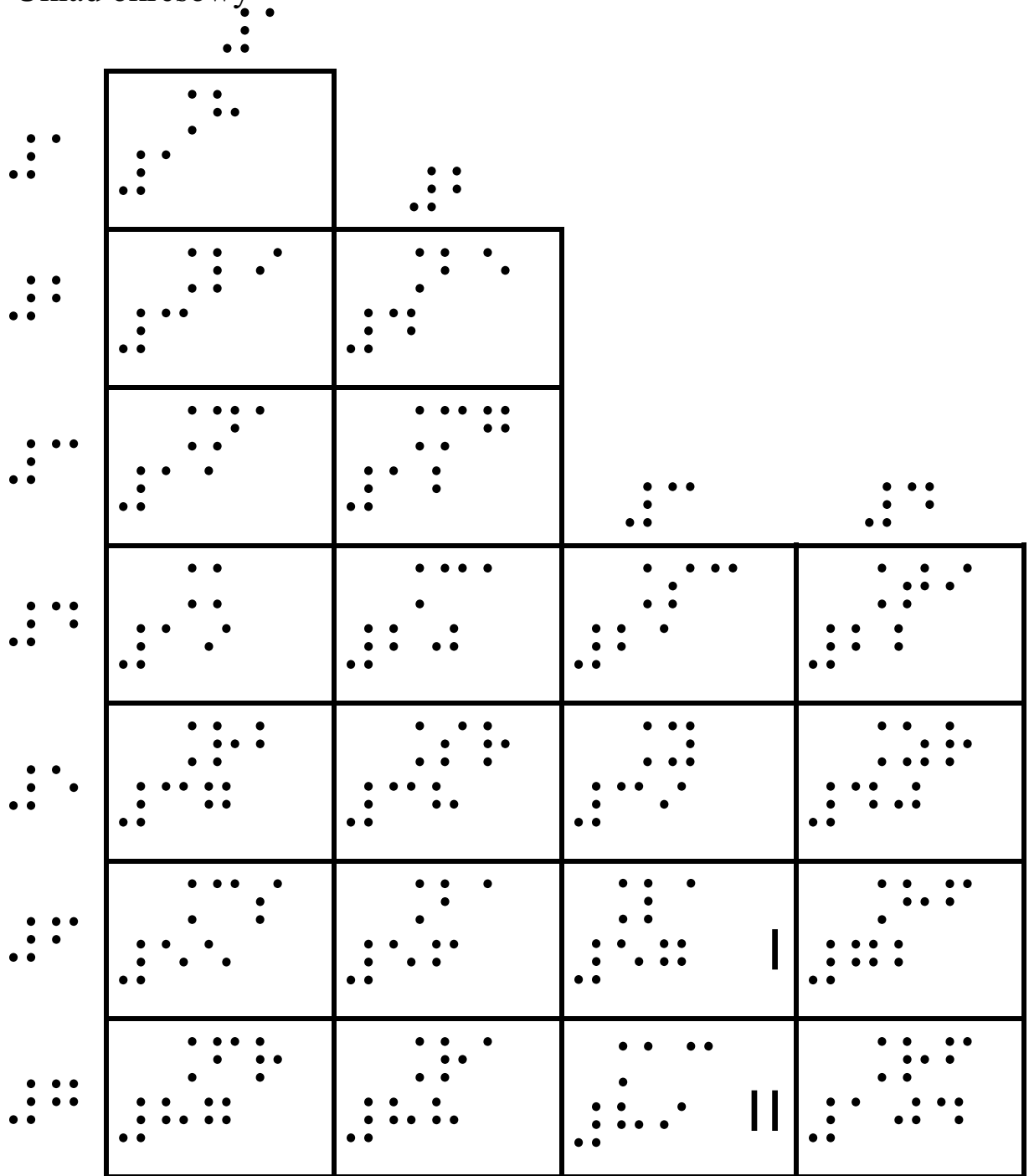




Re		75	
Rf		104	
Rh		45	
Rn		86	
Ru		44	
S		16	
Sb		51	
Sc		21	
Se		34	
Sg		106	
Si		14	
Sn		50	
Sr		38	
Ta		73	
Tc		43	
Te		52	



Układ okresowy



• • • • • • • • • • • • • • • • • • • •

I				
II				

••••• ••••• ••••• ••••• ••••• ••••• ••••• ••••• ••••• •••••

••••• ••••• ••••• •••••

•••••	•••••	•••••	•••••
•••••	•••••	•••••	•••••
•••••	•••••	•••••	•••••
•••••	•••••	•••••	•••••
•••••	•••••	•••••	•••••
•••••	•••••	•••••	•••••

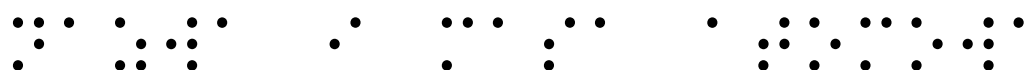

I	•••••	•••••	•••••	•••••
II	•••••	•••••	•••••	•••••

•••••

Tabela II




Liczba atomowa, symbol, nazwa i masa atomowa pierwiastka.





	H		
	He		
	Li		
	Be		
	B		
	C		
	N		
	O		
	F		
	Ne		










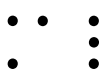
Na





Mg




Al




Si




P





S



Cl





Ar





K




Ca




Sc



Ti



V




Cr



Mn




Fe






Co




Ni




Cu



Zn



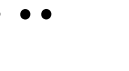
Ga



Ge



As




Se



Br




Kr



Rb



Sr



Y
















Zr




Nb




Mo







Tc




Ru




Rh




Pd



Ag




Cd




In




Sn




Sb




Te



I




Xe




Cs

















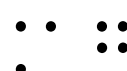

Ba




La




Hf





Ta




W




Re




Os



Ir




Pt




Au




Hg



Tl




Pb



Bi




Po




At















Rn



Fr

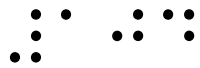



Ra








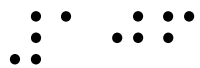




Ac



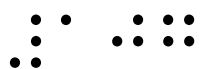



Rf



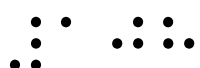
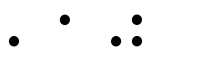

Db



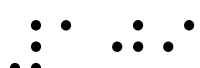

Sg







Bh



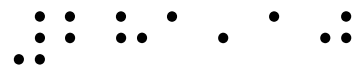



Hs




Mt




Ds





Uuu



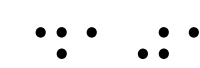
Uub



Uut






Uuq










Uup





Uuh



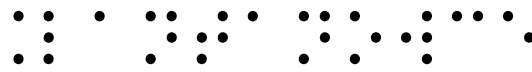
Uus




Uuo







Lantanowce




Ce






Pr





Nd





Pm







Sm





Eu





Gd




Tb






Dy













Ho






Er






Tm




Yb





Lu






Aktynowce






Th






Pa






U




Np






Pu






Am



Cm




Bk





Cf



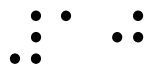
Es



Fm



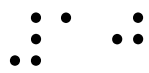
Md




No



Lr



Elektroujemność wg Paulinga












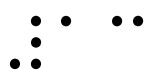

















H

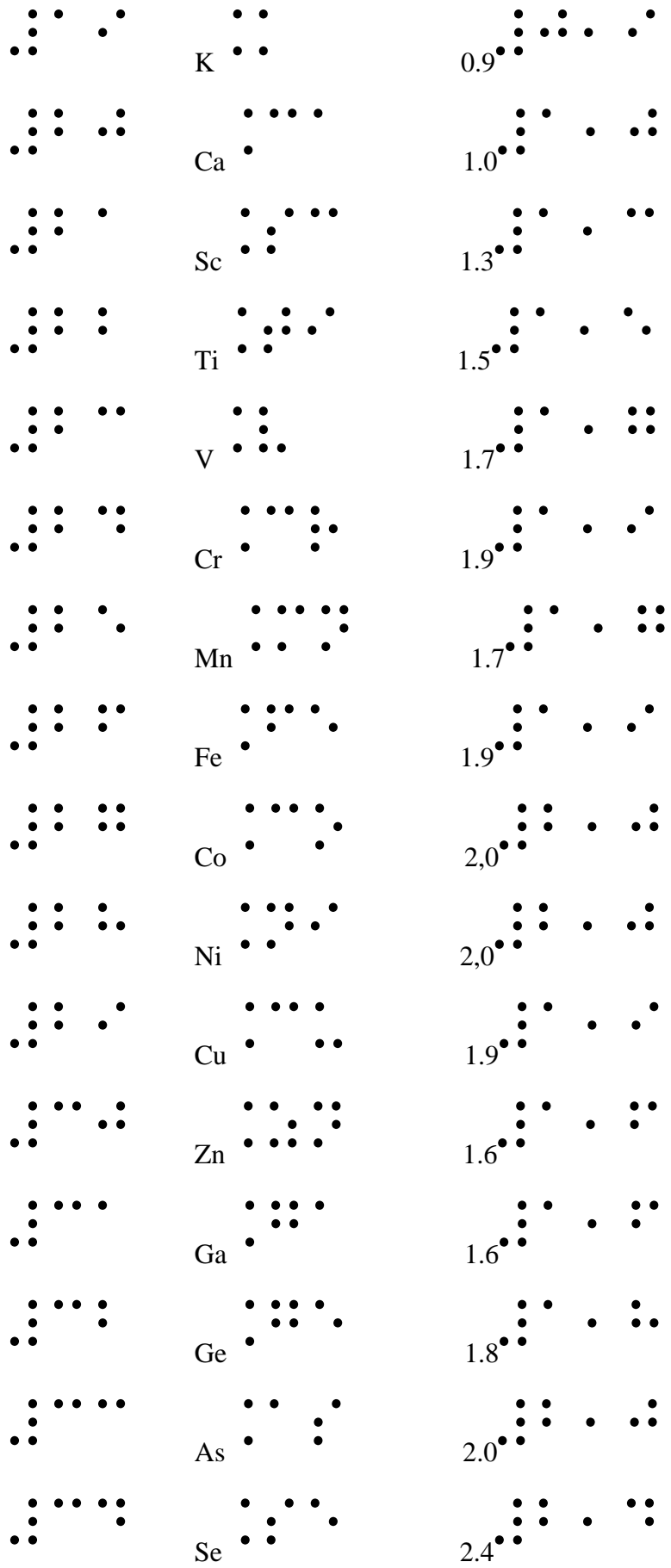
2.1




He


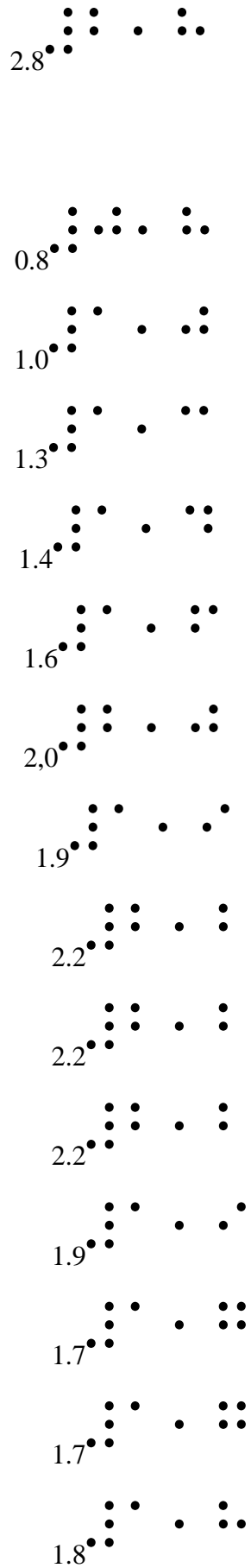




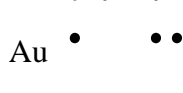































Br
Kr
Rb
Sr
Y
Zr
Nb
Mo
Tc
Ru
Rh
Pd
Ag
Cd
In
Sn








Stałe dysocjacji wybranych kwasów w roztworach wodnych




Kwas



stała dysocjacji K_a lub K_{a1}





HF



HCl



HBr



HI




H₂S




H₂Se




H₂Te



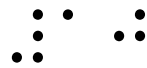

HClO




HClO₂

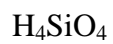

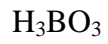



HClO₃

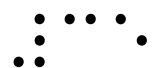




HNO₂





Rozpuszczalność soli i wodorotlenków w wodzie



	••••••••••	••••••••••
•••••	•••••	•••••
•••••	•••••	•••••
••••••••••	••	•••••
••••••••••	••	•••••
••••••••••	••	•••••
••••••••••	•••••	•••••
••••••••••	•••••	•••••
••••••••••	•••••	•••••
••••••••••	•••••	•••••
••••••••••	•••••	••
••••••••••	••	••
••••••••••	•••••	•••••
••••••••••	••	•••••
••••••••••	•••••	•••••
••••••••••	•••••	•••••
••••••••••	•••••	••

•••••

